

Coast Lines



Volume 10

Newsletter for Coastal Quilters of Santa Barbara

October 2005

October & future programs

October Program: CQG Challenge!

October 13th is our Guild's CHALLENGE NIGHT! The deadline for submitting quilts is Friday, October 7th. Did you miss the deadline? Don't fret. Call Barbara Franklin (969-4082) or Oleta Bennett ((964-2114) and we'll do everything we can to see that your quilt is included.

We plan to open the doors at 6:00 PM to allow plenty of time for you to admire and appreciate all the entries. Quilts will be identified only by a number and title. You and your friends and family may vote for up to 5 of your favorites.

Voting will end by 7:00 (or so) to accommodate any latecomers and give us time to tabulate the votes before we reveal the quilters' identities after the break.

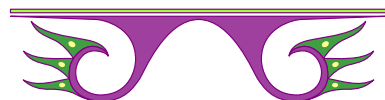
We always have a great turnout for this event and it promises to be a very exciting evening. Don't miss it!

November Program: Mary Stori

In November we will be hosting Mary Stori. This national and internationally famous artist is probably best known for her embellishments. The "Queen of Beading" will be here to share her expertise with us. Mary's work has appeared and won awards in numerous national shows. Her work is often humorous, and frequently features fun embellishments and fine hand quilting.

She has written articles and been featured extensively in sewing related magazines and books. Her earliest books, *The Wholecloth Garment Stori* (1998) and *The Stori Book of Embellishing* (1994) were published by AQS. *The Stori of Beaded Embellishment*, was published by Martingale & Company in 2001. Mary's newest book, *Beading Basics: 30 Embellishing Techniques for Quilters*, Was released in 2004 by C & T Publishing. She's appeared on HGTV's "Simply Quilts" and "Sew Perfect" several times. In the fall of 2003, an entire episode of Fon's & Porter's PBS show, "Love of Quilting," featured Mary's beaded quilts.

Her workshop, "Attention to Detail," will cover embellishment techniques and also include time for participants to bring a project of their own for feedback. Don't miss this opportunity to learn from this quilter, lecturer, teacher, author, judge and artist. We are very pleased to present her as our "wrap-up" lecturer for the year. Her work can be seen at <http://www.quilt.com/MaryS>.



Quilt History Study Group Co-sponsors Quilt Display

The Carpinteria Historical Society Museum in conjunction with the Quilt History Study Group have set up a new display in the existing Victorian Bedroom Exhibit. The display will feature quilts, from the Victorian period up through the Depression era, loaned by various study group members. The current exhibited quilt was loaned by Kristin Otte and will be in place till the end of October. November will feature a quilt loaned by Carol Hart and December's quilt will be from Kim Wulfert's collection.

Also of interest at the museum is a quilt contributed by local quilters whose squares depict different features of Carpinteria.

The Carpinteria Historical Society Museum is located at 956 Maple Ave. in Carpinteria. For information, call (805) 684-3112.

The Quilt History Study Group meets regularly in Carpinteria at the Carpinteria Women's Club. The club is located at 1059 Vallecito Road (off Carpinteria Avenue). Meetings are the last Wednesday of each month, with socializing from 12:30-1:00 and meeting from 1:00-3:15. For information contact Dorothy Fitch at 968-2837, <donaoldfitch@msn.com> or Kimberly Wulfert at <quilt dating@jetlink.net>



President's Message

The past month has been a month of events – some good and some bad. All of us have had the terrible devastation from Hurricane Katrina on our minds. Along with donations of money and goods, many of us in the guild had hoped the possibility of sending some quilts to the area might arise. I received an Email from a representative of the International Quilt Festival in Houston requesting the donation of quilts and bedding to be used at the shelter in Houston. The idea was to finish up some of the tops and quilts we had started or donate completed quilts we did not plan to use. Like many of you, I had a top that needed to be sandwiched and tied or quilted. So, with the cooperation of St. Andrews Presbyterian, who let us use their space, a workshop to assemble these unsandwiched tops into quilts was quickly set up. Did we get quilt tops? You bet! After one meeting we had more than 20 quilt tops and quilts donated. Approximately 15 members came and sandwiched and tied quilts. I'm vague about the number as many went home to be quilted and returned at our next meeting. I also was given the information that AQS in Paducah was collecting and warehousing quilts to be distributed as the need arose and they were requested from the gulf area. All at the workshop agreed this seemed a better way for us to make our donations and that's what happened. I also know that many of our

members finished quilts at home and these have been individually sent on to the area. One of our members, new to quilting and without a stash, received a donation of fabric from Sam at Craft Essentials and is in the process of making two quilts. Thanks to Sam for being so supportive! There is nothing as comforting as a quilt and let's hope our quilts will bring comfort to the recipients.

This month also had some good things going for it. The Jean Ray Laury lecture and opening at the Santa Barbara Historical Museum was wonderful. The antique quilts on display are well worth the trip downtown. It certainly is a plus to have recognition of the work we all enjoy so much. The lecture was so heavily subscribed to that it was necessary to have two lectures that evening. The lecture was a slide show of a representative sampling of the more than 3,000 quilts that were documented for the California Quilt Heritage Project. Jean Ray Laury gave a wonderful talk and our program people are working on getting her back to Santa Barbara for the Guild. Many members of the Guild were there – almost like a second meeting in September! So - add to that the beginning of Adult Ed quilting classes, the workshop with Erika Carter, and the Lompoc Quilt Show (which I attended today) and it has been a good month.

—Betty Kelley

COMMITTEE CHAIRPERSONS FOR 2006 NEEDED

Most of our Guild Committees have been established for 2006. We still have need of volunteers to fill several positions in a few Committees. These are the people that make everything run so smoothly and we have a lot of fun, too. I encourage each of you to consider choosing one of these as an opportunity to meet fellow members and become an active member of our organization.

We need Chairpersons for Block of the Month – 2-3 members or... This could be an excellent Satellite Group Project.

Opportunity Quilt Ticket Sales – 2-3 people needed to perform this critical job. A great deal of our guild's budget comes from this activity. It has been hinted that the 2006 quilt is very beautiful.

Meeting Refreshments – 3-4 Members needed to take care of coordinating and serving the refreshments that we all enjoy at our monthly meetings.

Door Prizes – We have a Chair but we're looking for a member to help out with this fun activity.

Welcoming Committee – 3-4 Members needed to take care of this important function.

Please contact Liz Turner at 967-0741 with any ideas and/or to toss your hat into the ring.



SATELLITE GROUP BIRTH ANNOUNCEMENT

Over the summer, fourteen guild members of different ages, backgrounds, interests and skills joined forces to create the newest guild satellite group. Calling themselves the "Sew It All's" they are inspired to share their talents with one another in friendship to further their love of all aspects of quilting. They plan to work on individual projects at each monthly meeting, to share progress and triumphs as well as problem solving advice. The members of the group are:

Gretchen Beckert
Karen Buesch
Dorothy Fitch
Heather Georgakis
Diana Hamilton
Jean Hansen
Carol Hart

Edalee Keehn
Darilyn Kisch
Suzy Pelovsky
Carolyn Rory
Rochelle Schneider
Celeste White
Nancy Wood

If you are not yet in a satellite group and want to be, contact the committee chair, Monte Farris (682-0166).





Loose Threads Go to Tea

The last meeting of the Loose Threads, a satellite group that has been around for three years, was a tea at Jean McCaffrey's home. Provided by the hostess, old-fashioned hats were worn and thoroughly enjoyed by all the members. Members of the group shown in the photograph are from the left, front row: Julie Shulem, Cynthia Manzer, and Ky Easton. Back row: Paulette Ley, Barbara Aspen, Barbara Franklin, Diane Haley, Rita (Paulette's guest from the Dallas TX guild). Ing Welker, and Jean McCaffrey. The photographer (also wearing a chic, feathered black hat) was Susan Carty. Absent from the day's festivities were Nancy Lietz, Layla Khashoggi, and Judy McCartney.

The Loose Threads satellite group meets once a month at a member's home, and occasionally goes on a road trip to check out fabric stores in distant lands. Our last discussion centered around a trip to Paso Robles, or perhaps New Zealand....

Is there any way to "set" dye in purchased clothing or fabric?

The problem with this question is that you don't know what dye was used when you buy clothing. A treatment that will help set acid dyes will tend to strip off fiber reactive dyes, while the carbonate that will set fiber reactive dyes won't do any good for union dyes. You must match such chemical treatments to the exact dye type that was used. Furthermore, such treatments are best used at the time of dyeing, rather than much later.

Many people who know nothing about this subject recommend 'setting' dye in cotton clothing with vinegar. In fact, *vinegar can do nothing useful for cotton dyes*. Vinegar will help set some acid dyes, but only if applied while it is gradually heated to a simmer (generally in the presence of salt), solely in cases in which this necessary part of acid dyeing was omitted; acid dyes are used on silk, wool, or nylon, but never cotton.

Salt can be useful in dyeing, by encouraging the fiber not to repel the dye, or by making the dye less soluble, but it will not itself fix the dye to the fiber. Washing your garment with salt won't hurt it, but it also will not help. The extra washing will help to remove the dye only because it's another run through the washer, which can help to remove excess dye.

In some cases, the clothing may be dyed correctly, and also have excess dye in it. This is true of fabrics dyed with fiber reactive dye that have not been washed adequately. In such cases, the simplest solution is to simply go ahead and wash - repeatedly. The test for whether all excess dye has been removed is simple: dampen the dyed item and iron it dry, while pressing it against a bit of white fabric. If the undyed fabric stays

continued on page 4

November Workshop and Supply Information Attention To Detail with Mary Stori

This IDEA workshop explores how embellishments can make an ordinary project extra-ordinary! In the morning, students will make a beaded reference sampler as they learn unique easy fundamental beading techniques including the basic bead stitch, straight and curve line beading, scatter stitching, and the lazy stitch. We'll also learn to attach beads, charms, buttons, trinkets, & unusual objects to quilts and garments. Eliminate sagging beads and untidy looking threads on your embellishments. (This is an introductory beading class.) Mary also demos her 3-D techniques. Review flip charts of how to's, examine finished work, & view inspirational/educational slides. Questions regarding student's current projects are encouraged.

Supply fee: \$5.00 for beading kit. (contains beads, embellishment items, & beading thread)

Handwork - all skill levels, no beading experience necessary.

Editor's note: the description is from Mary Stori's website - <http://www.quilt.com/Artists/MaryStori/MaryLectures.html> - check with Penny Odom or Dorothy Fitch regarding the supply list; it hasn't yet been made available to us.



DYE continued

white, the dyed fabric (or yarn) can be trusted. Normally, the most popular fiber reactive dye, Procion MX type dye, requires at least one washing in cold water (without detergent, unless it's Synthrapol), followed by at least two washings in hot water, WITH detergent, to remove the last bits of unattached dye. Hot water is much more efficient than warm water at removing the last bits of unattached dye.

The dyer's detergent Synthrapol SP is often recommended, as it was formulated specifically for the purpose of washing out dye, and moreover lacks the high pH that can damage silk and wool, but there is some disagreement as to how strictly necessary it is. In any case, Synthrapol, like any detergent, cannot fix any dye into fabric; what it does is wash out excess unattached dye.

Many quilters swear by the use of pure sodium dodecylsulfate (SDS, also known as sodium lauryl sulfate, a popular shampoo ingredient), which is sold by feed stores under the name of Orvus, for the purpose of washing horses. Others feel that ordinary laundry detergent is adequate. Dye is always most easily washed out with hot water, though the first washing after dyeing should always be done in cool water, and loosely attached dyes such as direct dye (found, for example, in RIT brand dye and other all-purpose dyes) must never be washed in warm or hot water.

There is only one type of product that you can buy that will actually set dye regardless of its type. A product called "Retayne," sold by local quilter's supply shops as well as by most mail-order dye supply houses, is recommended for fixing dyes in commercially purchased cotton fabrics or clothing to prevent color bleeding during washing. This product is a cationic bulking agent, which acts to seal in the dye by physical means, rather than the chemical bonds which are so dependent on the type of dye. It seems that the particles of Retayne adhere to the dye molecules, effectively making them larger, so they do not come out of the fabric as easily. Note that Retayne is washed in as a laundry additive, and thus can be used only on things that can be immersed at least once without the dye immediately floating off and ruining other parts of the same item. Retayne may be removed by washing with overly hot water, and thus treated items must be washed in cool water. (Unfortunately, the one situation Retayne cannot help with is the dry crocking of indigo, in which improperly applied dye rubs off of the fabric even when dry.)

Instead of Retayne, G&S Dye sells a similar product called Raycafix, which they say is stronger; another advantage of Raycafix is that it can be laundered in warm water without losing strength. Dharma Trading Company sells Retayne and also a product called "Dharma Dye Fixative," which they claim increases the washfastness, wet fastness, resistance to perspiration staining, and resistance to seawater fading of several different kinds of dye. I don't know

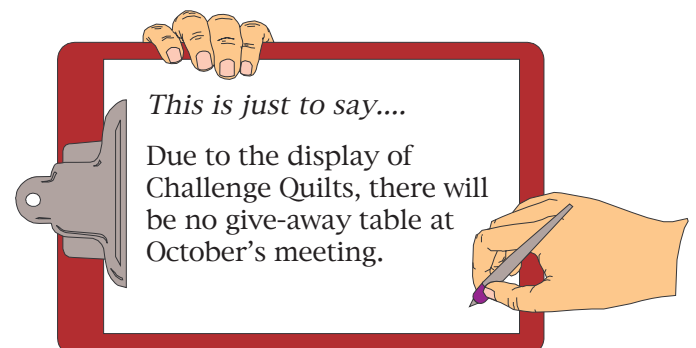
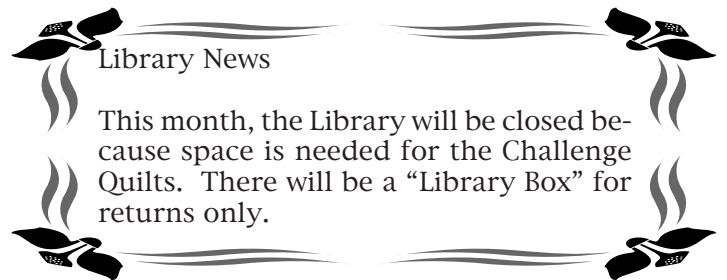

how it compares to Retayne; it may be a generic version of the same product, or a related product, instead. Aljo Dyes strongly suggests the use of their equivalent product, Aljo Pro-fix PCD after-treatment, after using direct dyes, which would otherwise run too much to be at all desirable.

Note that the use of any such after-treatment, while improving washfastness, may adversely affect light fastness ; dry garments indoors, and store them in darkness when they are not being worn or displayed.

Some grocery stores carry products called "dye magnets," which are claimed to soak up any loose dye and thus protect other garments washed with a garment that runs. The label of the first such product claimed that its only ingredient was natural cotton, according to the label; I don't know whether it's any more effective than just throwing a couple of extra white cotton washcloths into a load of laundry. Newer products apparently attract loose dye via a cationic charge, and may help somewhat, in preventing disasters while washing improperly dyed clothing together with other clothing.

It is the manufacturer's responsibility to ensure that their garments are made with fabrics that have been dyed properly, so that washings done according to the sewn-in care label do not cause undue fading. If dye bleeding occurs in spite of your following the instructions on the care label, you can and should return it, to the manufacturer or retailer, and request a replacement or refund. Quality garments are made with dye that does not need to be set after it is purchased.


Adapted from: <http://www.pburch.net/dyeing/FAQ/settingdye.shtml>





Events Around California

for the complete SCCQG Events Calendar, visit <http://www.sccqg.org>



September 6 -October 30: Santa Barbara Historical Society presents *Pieces of the Past: Extraordinary 19th Century Quilts* Be dazzled by never-before-displayed treasures from the Historic Society's Textile Collection including an extraordinary black silk Masonic quilt and late 18th Century "Tree of Life" four-poster quilt. The Santa Barbara Historical Society Museum is located at 136 E. De la Guerra Street, Santa Barbara, CA. Museum hours: Tues. - Sat. 10 AM - 5 PM; Sun. 12 - 5 PM. Free parking available onsite. Admission is Free. Info: <http://www.santabarbaramuseum.com>

October 1: The Wandering Foot Quilt Guild presents "A Patchwork Potpourri," a quilt auction, boutique, and vendor fair. Free admission, complimentary light refreshments. Doors open at 10:30 AM; auction begins at 12:30 PM. Arcadia Presbyterian Church, 121 Alice Street, Arcadia, CA. For information, E-mail <wfguild2003@yahoo.com>

October 1: Valley of the Mist Quilt Guild's annual quilt display in Old Town Temecula. The quilts are hung outside the old buildings and are on balconies and porches on Front Street, Main Street and Sixth Street. There is a special auction of all small quilts as well as the traditional larger auction. For information, contact Diane Best at <dianequilts@comcast.net>

October 1: Orange Grove Quilters Guild will host a Quilt Auction and Tea at the Garden Grove United Methodist Church, Acker Hall, 12741 Main St., Garden Grove, CA. Preview begins at 11 AM; the Auction starts at 1 PM. Admission is \$5.00, pre-sale tickets are available for \$4.00, and children under 12 are \$3.00. Admission includes light refreshments. Free parking. Contact Carol Logue, <carolkwilts@aol.com> or Gale Licata, <fancy.patch@verizon.net> for additional information.

October 1-2: Conejo Valley Quilt Guild is having their quilt show, "A Gathering Under the Oaks" from 10 AM-4 PM at Oak Park Community Center in Oak Park. Quilts, Auction (Sunday, 1 PM), Vendors, Opportunity Quilt Drawing, and more. Use the Kanan Exit off the 101 freeway. Admission \$7, including parking and shuttle service. For more information, visit <http://www.conejovalleyquilters.com> or E-mail <cvq2005quilt@yahoo.com>.

October 13-16: Pacific International Quilt Festival, Santa Clara. Santa Clara Convention Center, 5001 Great America Parkway, Santa Clara, CA 95054. Over 700 quilts and garments will be on display throughout the Festival's four days. PIQF also features a Merchants Mall of approximately 160 vendors offering machines, quilts, textiles, quilting supplies, books, sewing related craft items, kits, clothing and much more. The quilt show consists of competition entries and the special exhibitions. Hours: Thursday, Friday, and Saturday 10 AM - 6 PM; Sunday, 10 AM - 5 PM. Admission for the Merchants Mall and Quilt Show is \$12; re-entry for all days is included with intact wristband. Sunday only admission, \$10. Admission for all four days is included with preregistration. Info: <http://www.quiltfest.com>.

October 14-15: "Quilts at the Windmill" - quilt show, boutique & auction sponsored by El Camino Quilt Guild. Windmill Conference Center, 890 Palomar Airport Road, Carlsbad (near the Carlsbad Flower Fields, Carlsbad Company Stores, and Legoland). 10 AM - 6 PM, admission \$7. Info: E-Mail <quiltshow@elcaminoquilters.com> or visit <http://www.elcaminoquilters.com>

October 15-16: Nite Owl Quilters Guild (NOQG) presents "Harvest of Quilts." Featured artist is Joan Guyon. Show is from 10 AM - 4 PM Saturday and Sunday. Charity Auction is Sunday 1 PM. Location is Ontario Senior Center, adjacent to City Hall, at 225 East B Street, Ontario. Info: <http://www.niteowls.org>

October 22 - November 23: The Wearable Art Connection of Southern California presents "Opulent Splendor," a celebration of ornamentation, pattern & fantasy through painting, fiber art, costume, and fashion. The exhibit showcases over 40 garments, paintings and objects which highlight the use of ornamentation, pattern and fantasy in modern decorative art forms. The centerpiece of the exhibition is a display of art to wear from the Fairfield and Bernina Fashion Shows created in the last 12 years by members of the Wearable Art Connection of Southern California (WAC) The exhibition includes three displays of wearable art garments and techniques from WAC, an exhibition of polymer clay "shoes" plus additional paintings and objects by guest artists selected by the curator to augment the specific themes within the exhibition. Exhibition location, The Brand Library Art Gallery, 1601 W. Mountain St., Glendale, CA. Closing Reception - November 19, 2005, 4 - 7 PM. Info: <http://www.wearableartconnection.org/>

November 4-5: Fallbrook Quilt Guild presents "Quilters' Treasures." Fallbrook Presbyterian Church, 463 South Stage Coach Ln, 10 AM-5 PM. Info: <http://www.fallbrookquiltguild.com/>



Hurricane Katrina: Ways of Helping

Editor's Note: Information is accurate to the best of my knowledge, as of Sunday, September 18. You should check on the current status of any project or opportunity before going forward.

New Orleans Designer Needs Assistance

Andrea Loest's dresses are focused on storytelling & transformation, providing the audience with provocative works that make them think about and question the roles they are playing in today's society.

New Orleans designer/textile artist Andrea Loest lost her entire studio, her current collection, and all her old work during the hurricane. The University of North Carolina has given her a free studio, but she needs materials. If you'd like to help her restart her business and start making art again, please send fabric and sewing supplies such as thread, zippers, notions, etc. Her work mixes fabric and patterns and has a lot of bright color; she can use even small(ish) scraps. Her website is www.andrealoest.com; her address is:

Andrea Loest
UNC at Chapel Hill
101 Hanes Art Center
115 S. Columbia St.
Chapel Hill, NC 27599

American Quilter's Society Update

AQS has been overwhelmed with quilts - much to our joy. The outpouring of generosity has been amazing. We have been able to ship large quantities of quilts to various relief groups throughout the Gulf Coast area. Now we can provide addresses for quilters to ship direct to those in need.

SEND QUILTS TO:

Multi-Agency Disaster Response Warehouses

- ACS Response Warehouse, 1102 East Admiral Doyle Drive, New Iberia, LA 70560, Lavita Whitson, manager
- ACS Response Warehouse, 1100 W I-65 Service Road South, Mobile, AL 36609-1305, Tommy Warren, manager
- ACS Response Warehouse, Prologic, 7111 Perimeter Park Drive, Houston, TX 77041, Linda Walker, manager
- ASC Response Warehouse, Old Wal-Mart, 14029 Fm 2100 Road (Old Wal-Mart), Crosby, Texas 77532-6153. Sherry Watts, quilter & Joe Watts, manager
- UMCOR Sager Brown Depot, P.O. Box 850, 131 Sager Brown Road, Baldwin, LA 70514-0850. (They request \$1 for each bedding item to cover the cost of reshipping.)

Baton Rouge, Louisiana area (mostly New Orleans evacuees)

The following 2 addresses are for shelters handled

through multi-church collection created in response to the Katrina disaster. The churches are running shelters, as well as providing aid to others locally housed.

- Istrouma Baptist Church, 10500 Sam Rushing Drive, Baton Rouge, LA 70816, Charlie Crosby, coordinator
- Pastor Gary McClure, 24915 LA-1 South, Palquemine, LA 70764

Please email AQS at <jaystatten@aqsquilt.com> with the number you sent and to which warehouse. We will provide more addresses as we can verify their work and their ability to take and distribute quilts.

Quilters Comfort America Sponsored by the Houston International Quilt Show

The website for the Houston International Quilt Show has published the following notice: "Due to the overwhelmingly positive response from quilters worldwide, the Quilters Comfort America project has received more than enough quilts to place with evacuees. If you were planning on sending us a quilt but have not yet, we urge you to find use for it to help those within your own community. Thank you for your efforts."

According to the story on their homage, they've already received more than 2800 quilts plus tons more bedding. Unlike the American Quilter's Society effort, "Quilters Comfort America" focused on relief efforts in Houston itself.

Buy Art, Support Katrina Relief

Artists everywhere are coming together to support relief efforts in the Gulf area devastated by Katrina and the failure of the Louisiana levee system. Two websites offer an opportunity to purchase beautiful fiber art with 100% of the purchase price going to the recovery effort.

www.artdoinggood.com - at this website you can purchase and learn how to donate your work to be sold. All proceeds will be donated to the Red Cross.

www.relief.art2mail.com - at this website you can purchase and have a choice of several helping organizations to receive your contribution.

Shopping and helping, what a great way to get a jump on the upcoming holidays!

Continued on page 7



Katrina continued

No Time to Quilt?

Here are just a few organizations accepting contributions for Hurricane Katrina relief efforts.

American Red Cross - <https://american.redcross.org>

America's Second Harvest: Creating a Hunger-Free America - <https://www.kintera.org>

Bush-Clinton Katrina Fund - <https://www.kintera.org>

AmeriCares: Humanitarian Lifeline to the World - <https://www.kintera.org>

International Rescue Committee - <https://www.kintera.org>

Editor's Note: Kintera's homepage describes the organization as "Internet Solutions for Nonprofit Organizations." Charitable organizations can use it for online donation processing.

Habitat for Humanity: <https://www.habitat.org>

Direct Relief International - <https://www.directrelief.org>

Save the Children - <http://www.savethechildren.org>

UNICEF - <https://www.unicefusa.org>

NOVA (National Organization for Victims Assistance) - www.trynova.org

UMCOR (United Methodist Committee on Relief) - <http://www.methodistrelief.org>

NAMB (North American Mission Board, a Southern Baptist agency) - <http://www.namb.net/>

CRS (Catholic Relief Services) - <http://www.catholicrelief.org/>

American Jewish World Service - <http://www.ajws.org/>



Quilts For Victims of Katrina

To All Our Valued Customers:

In response to the disaster Hurricane Katrina left behind in the Gulf Coast region we are initiating a program to redistribute donated quilts to the displaced victims located in the Mississippi Gulf Coast.

We will collect all donations of quilts here at our warehouse in Paducah. Donations will be sent to the Mississippi Recovery staging center in Jackson, MS. This center is run by Christ United Methodist Church in Jackson, MS. From there, the donated items will be redistributed to various shelters across the states that are serving as temporary homes for those who have lost everything. For more information please see www.mississippirecovery.com or call 1-866-230-8903.

We will ask that you only send quilts and that they be in a useable condition. Please do not send any quilts that are smaller than baby size or larger than king size. Please send all donations clean and ready to use.

If you would like to attach a note or contact information to the donations, please do so. We are sure that the recipients of your kindness would be happy to know who and where these wonderful gifts have come from in this great time of need.

Please send quilt donations to:

Hancock's of Paducah
Attn: Quilt for Victims of Katrina
3841 Hinkleville Road
Paducah, KY 42001

NOVEMBER BLOCK OF THE MONTH

WHIRLING GEESE BLOCK

Finished Block Size: 8-3/4"

Unfinished Block Size: 9-1/4"


Fabric Selection: Monochromatic in color of your choice (ie, dk. blue; lt. blue.)

Cutting:

One 7-1/4" square from the dark fabric.

Four 3-7/8" squares from light fabric.

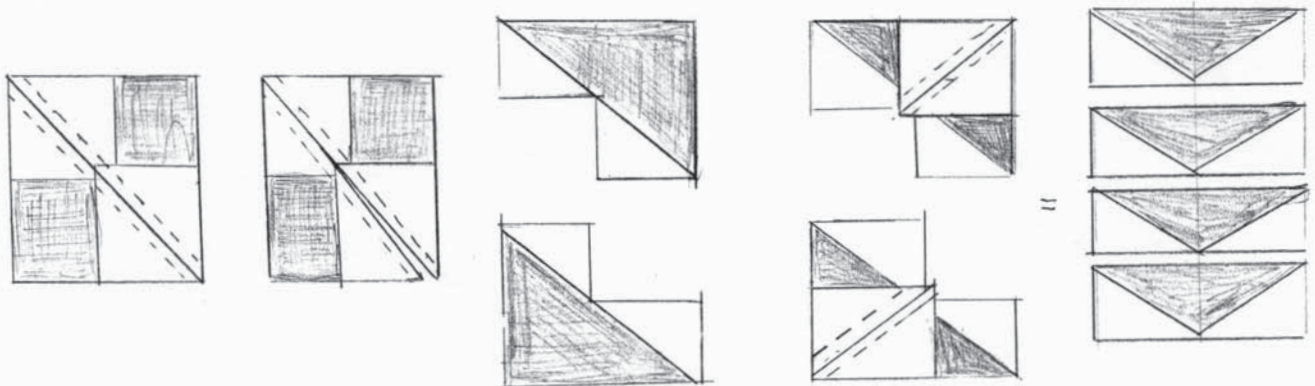
One 3-1/2" square from light fabric.



Flying Geese units:

Align two 3-7/8" squares on opposite corners of the 7-1/4" square, right sides together. Draw a diagonal line as shown and stitch 1/4" on both sides of the drawn line. Cut on the line, open the 3-7/8" units and press.

On remaining corner of each of these units, align a 3-7/8" square on the 7-1/4" square. Draw a line from corner to corner and sew 1/4" on both sides of the line. Cut on the marked line, open and press. The result is four flying geese units.



Sew the four flying geese units around the 3-1/2" center square, using illustration of the block to correctly position the flying geese units.

Community Quilt Project

Guild members have been wonderfully supportive of the Hospice project. At last count we had over 120 completed quilts turned into us. Thank you!

We have about 70 kits checked out which have not yet been returned. If you have one of these kits, and think you will not be able to complete it by our November meeting or workshop, please return the kit to us. Each kit represents a considerable investment in time and fabric. We will save them for next year's community quilt project if this year has slipped by you. As quilts will be presented to Hospice at the December meeting, please turn in all completed quilts to Marty or JoAnn by November 30. You can bring them to this month's meeting, to the November meeting, or to the final workshop.

Our final workshop will be Wednesday, November 30, from 9 AM to 3 PM at the Goleta Valley Community Center. If you have any questions please contact

Marty Frolli 968-4781 <mafrolli@cox.net>
JoAnn Dovgin 682-2867 <jdovgin@sbceo.org>

October Workshop 2005 "Leaves" Opportunity Quilt Workshop/Fundraiser with Angela Moll



On Friday, October 14, our own Coastal Quilter Angela Moll will give a workshop at St. Andrews Presbyterian Church on the technique she used for this year's opportunity quilt. Making those gorgeous leaves involves rotary cutting without rulers. Angela has had many members ask her how she made the leaves...here's your chance to find out and help raise money for the guild.

The cost of the workshop is \$35. Angela is volunteering her time, so all proceeds from the workshop will go to the guild.

Supply List:

- A selection of fabrics of contrasting colors, values, and textures; fat quarter size or larger
- rotary cutter and cutting mat
- sewing machine and supplies

Advertising

If you are a member of the Coastal Quilters Guild and you sell products or services relating to quilts, you can be listed in this section of our newsletter. Your listing is free, and special attention will be paid to members offering discounts, "stash" cards, classes, or sale events. Please send your information to Newsletter Editor, PO Box 6341, Santa Barbara CA 93160. For specific questions, please e-mail Leslie Hogan at redduckmusic@earthlink.net.

✓ = Stash Card * = Discount to Guild Members ♦ = Sale Event ✂ = Classes Offered

Baron's Fabrics * ✂

379 Carmen Road
Camarillo, CA 93010
www.baronsewfab.com
482-9848



Blue Island Quilts ✓ ✂

5140 Hollister Avenue
(Magnolia Shopping Center)
Santa Barbara CA 93111
683-2000

Craft Essentials * ✂

187 S. Turnpike
Santa Barbara CA 93111
681-3115



Grant House Sewing Machines * ✂

5152-A Hollister Avenue
(Magnolia Shopping Center)
Santa Barbara CA 93111
967-3680

Quilt Appraisals

www.qalinkarp1@aol.com
563-0817



Nancy King

Santa Barbara Custom Quilting
www.sbcustomquilting.com
687-2063

Creative Memories by Juli Shulem * ✂

Create albums to show off your quilts, etc. using photo-safe albums & supplies.
Professional assistance. (805) 964-2389
www.creativememories.com/jshulem

Quilt Ventura ✓ ✂

4572 Telephone Road, #908
Ventura CA 93003
www.joey@quiltventura.com
658-9800



Note: Members of the Coastal Quilters Guild are entitled to run one free "classified ad" a year in the newsletter. If you have a special need or an item you wish to sell, contact the Newsletter editor for details. No other commercial advertising will be accepted.

Advertisement

For Sale: New Joy quilting frame and Brother machine with a cruise control (stitch regulator). \$1800 or best offer. Call Karen "Kay" Wong, (805) 484-4052, or Email <quiltingkay@msn.com>





CALL FOR ENTRIES Santa Barbara Historical Society's Holiday "Quilted Tree"

California quilters are invited to participate in an event to take place in conjunction with the Santa Barbara Historical Society's "Stitches in Time," a unique three-part quilt exhibition and program that will run from September 1, 2005 - April 16, 2006. This rotating series of important quilt exhibits will feature extraordinary antique quilts, an exhibit of historic Crazy Quilts, and a contemporary art quilt show. There will be lectures by Jeanne Gilbert, director of the New England Quilt Museum; internationally-renowned quilter and author Jean Ray Laury; Margaret Cooper, with a "bi-lingual" family Crazy Quilt; and Marinda Stewart, quilt maker and Guest Curator of the exhibits. Finally, on February 11, 2006 the California Quilt Project will document your pre-1950 quilt free for the state archives and Julie Silber, noted quilt historian, will provide dating and verbal or written appraisals for a fee. To learn more about these exciting events go to the Santa Barbara Historical Society's website at: <http://www.santabarbaramuseum.com>

During the holiday season, a majestic 15-foot artificial tree will be set up in the main gallery of the Museum and decorated with quilted ornaments contributed by California quilt association/guild members. That's you! In addition to the distinction of having your work on exhibit in a highly-publicized Museum quilt show, each quilter submitting an ornament will receive an invitation for two to attend a special reception honoring the ornament makers on November 20. All contributors' names and quilt associations will be listed on a plaque beside the tree. All ornaments will be returned by mid-January. Marinda Stewart has provided two patterns for ornaments to use as a guide or to inspire your own creativity. Those patterns will be available at the guild meeting, or by sending an SASE to the Coastlines Editor.

Ornament guidelines are as follows:

- Ornaments should be no higher or wider than 6" and may be inspired by any holiday theme/motif (Christmas, Channukah, Victoriana, Kwanza, Country, etc...)
- The use of rich, saturated colors is recommended. Jewel tones, metallics are great! (Ruby, emerald, gold, etc...)
- Stuff with fiberfill and make sure there is a loop for attachment.
- You may submit up to three ornaments.



The following entry form must accompany each ornament.

All entries must be received no later than October 14. Entries can be hand-delivered or mailed to: The Santa Barbara Historical Society, 136 E. De la Guerra St., Santa Barbara, CA 93101, Attn: David Bisol. Call 966-1601 X 122 if you have any questions or need additional information.

"THE QUILTED TREE" ENTRY FORM:

To ensure return of your ornament, please attach this form to each ornament you provide.

MY NAME (Print) _____
 ADDRESS _____
 CITY/STATE/ ZIP _____/_____/_____
 DAYTIME PHONE: _____
 E-MAIL _____
 QUILT GUILD _____/CONTACT # _____



September Doorprize Winners

Thanks to our Donors:

Barbara Franklin	Art to Heart	P & B Fabrics
Darliyn Kisch	Benertex Fabrics	Quilters Dream
Ulla Sigurdson	Craft Essentials	Batting
Marty Frolli	Creation Station	Ricky Timms
Loesja Akau	Free Spirit Fabrics	Sulky of America
Joanna Taylor	Grant House	YLI Threads

CQG Welcomes new member:

Jennifer Riley
1220 Coast Village Road, #304
SB 93108
805 565-9179

2005 Guild Officers and Appointed Committee Chairs

Elected Officers

President	Betty Kelley	692-0075
V P- Current Programs	Penny Odom	563 4979
V P- Future Programs	Linda Cassirer	565 0588
	Lora Martin	966 3685
Recording Secretary	Dorothy Oksner	684 3048
	Rochelle Schneider	964 4818
Corresponding Secretary	Robin Ruge	966 5882
Treasurer	Marilyn Martin	967 6821
Parliamentarian	Liz Turner	967 0741
Workshops	Dorothy Fitch	968 2837

Committee Chairs

Coastlines Editor	Leslie Hogan	964 0308
2005 Opportunity Quilt	Angela Moll	683 6622
	Robin Ruge	966 5882
	Judy Gorrindo	682 6592
Challenge Quilt	Oleta Bennett	964 2114
	Barbara Franklin	969 4082
Community Projects	Marty Frolli, JoAnn Dovgin	
Refreshments	Mary Iorio, Naomi Hicks	
	Jean Farnsworth	
2006 Opportunity Quilt	Diane Eardley, Cynthia Manzer	
Block of the Month	Becky Galup, MaryAnn Huggins	
Coastlines Distribution	Pat Bates	
Coastlines Layout	Peter Glatz	
Door Prizes	Jean McCaffrey, Francine Smith	
	Ky Easton	
Historians	Doris Gilman, Betty Libbert	
Librarians	Laura Nanna, Heather Georgakis	
	Kathy Laabs	
Membership	Nancy Wood, Arla Wardell	
Satellite Groups	Monte Farris	
Scholarships	Nola Ferguson	
SCCQG Representative	Susan West	
Special Events	Joann Conklin	
Webmaster	Megan Miley	
Welcome Committee	Lena Scharfeld, Nancy Snyder	
	Judy McCartney	
Workshops	Judith Nybakken	

We support the

RICKY TIMMS' QUILT SEMINARS

"When I first read of this two-day seminar, I couldn't imagine what one person could talk about for two days. Wow! I learned so much and hands-on was not necessary. Ricky explains things so well that everyone from beginners to advanced can get it. He covered such a variety of subjects. I'm sure glad I didn't miss this one!"

Hosted by the
December 3-4, 2005
South County Regional Center
Arroyo Grande, CA

and sponsored in part by
BERNINA

Information and registration brochures available at guild meetings, or online at www.rickytimms.com/rtqs.htm

Happy Birthday

Lynette Lishman	October 2
Harriet Schmitt	October 5
Charity Gourley	October 6
Jeanne Surber	October 6
Patricia Shewczyk	October 7
Judy Rys	October 9
Ann Edelman	October 10
Jenny Pauletto	October 10
Mary Deweese	October 13
Kristin Lewis	October 14
Ellen Richardson	October 15
Roberta Goldenbee	October 15
Susann Trandem	October 15
Toni Percival	October 19
Arla Wardell	October 23
Diane Eardley	October 25
Evelyn Gorrindo	October 25
Joann Conklin	October 25
Kathy Laabs	October 25
Mary Ames	October 25
Sandy Hess	October 25
Maggie Godwin Steward	October 26
Nola Ferguson	October 26
Suzy Carter	October 27
Zoe Primrose	October 28



Guild Web Page Address:
http://
www.coastalquilters.org

THIS MONTH

October 13 Guild meeting 7 PM

October Program: CQG Challenge!

- * Wear name tags
- * Sign up for refreshments for November
- * Return Library books

October 20 Board meeting at Maravilla

October 21 Newsletter deadline for November newsletter.



CoastLines Newsletter

This is a monthly publication. Newsletter articles will be accepted up until the 21st of October for the November issue.

Send articles to Editor:

Leslie Hogan

475 Los Verdes

Santa Barbara, CA 93111

e-mail: redduckmusic@earthlink.net

Octoberfest!

October is **PORK** Month



Guild meetings are held on the second Thursday of each month at 7:00 PM at St. Andrew's Presbyterian Church, 4575 Auhay, Santa Barbara, CA.

Please carpool, parking is somewhat limited. Coastal Quilters Guild of Santa Barbara and Goleta is a nonprofit, educational and charitable organization. The purpose of the Guild is to educate its members about the history and preservation of the art form of quilt making and its related topics; to learn new techniques and improve skills; and to inform the community at large about our quilt making heritage.

NEW MEMBERS AND MEMBERSHIP RENEWALS:


Mail your membership form, check or money order for \$25 payable to:

Coastal Quilters Guild, Inc.

Attention: Membership


P.O. Box 6341

Santa Barbara, CA 93106



National Seafood
M·O·N·T·H

Guest fee: \$5.00



HAPPY HALLOWEEN

NON PROFIT ORG.
U.S. POSTAGE
PAID
SANTA BARBARA, CA
PERMIT No. 688

Coastal Quilters Guild
P.O. Box 6341
Santa Barbara, CA
93160